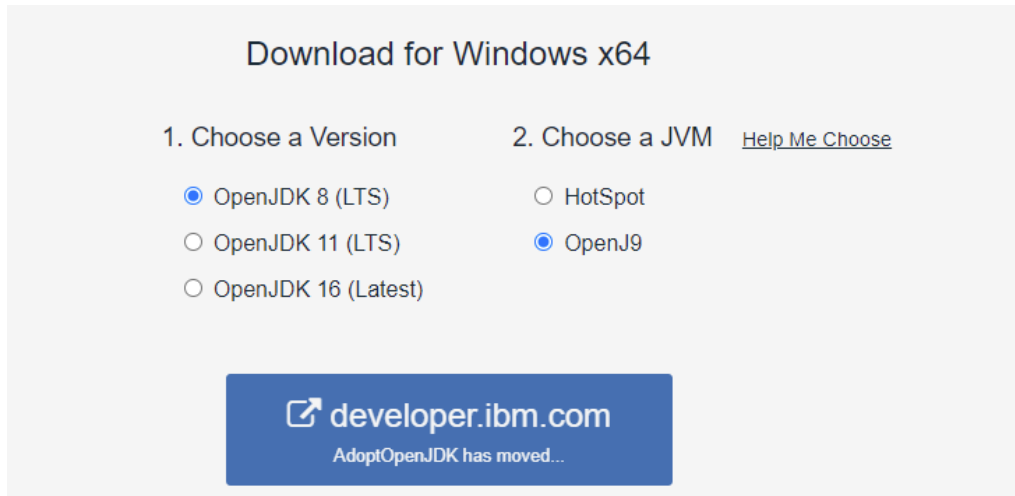


Installing OpenJDK – 02/07/2022

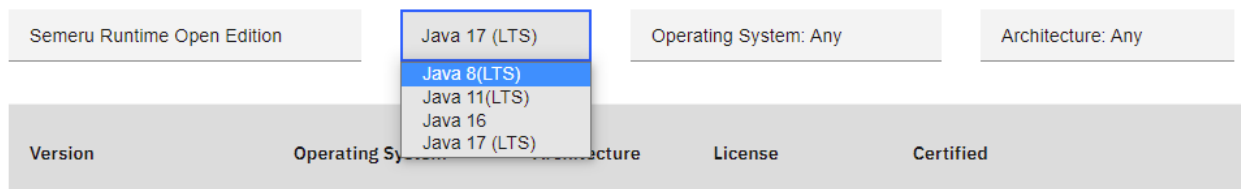
1. In your browser, go to <https://adoptopenjdk.net>
2. Select **OpenJDK 8 (LTS)** and **OpenJ9**.
3. Click the blue button labeled **developer.ibm.com**



4. Click the **Java** button and select **Java 8(LTS)**

IBM Semeru Runtime Downloads

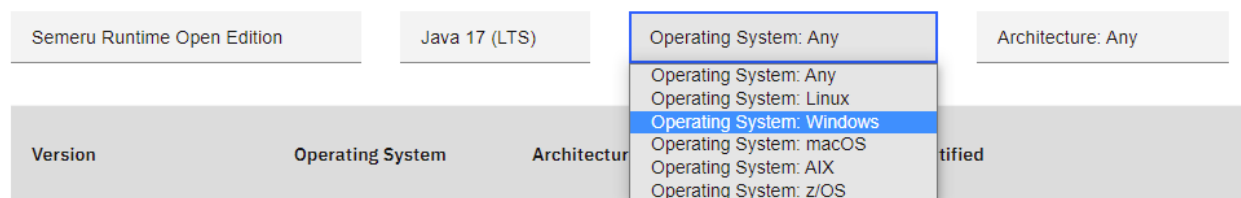
To verify these packages, download our public keys and follow the instructions on how to [verify IBM Semeru Runtimes](#).



5. Click the **Operating System** button and select **Windows**.

IBM Semeru Runtime Downloads

To verify these packages, download our public keys and follow the instructions on how to [verify IBM Semeru Runtimes](#).



6. Click the **Architecture** button and select **X64**.

IBM Semeru Runtime Downloads

To verify these packages, download our public keys and follow the instructions on how to [verify IBM Semeru Runtimes](#).

The screenshot shows the top part of the IBM Semeru Runtime Downloads page. There are four filter buttons: "Semeru Runtime Open Edition", "Java 8(LTS)", "Operating System: Windows", and "Architecture: Any". A dropdown menu is open for the "Architecture" filter, showing three options: "Architecture: Any", "Architecture: x86", and "Architecture: x64". Below the filters is a table header with columns: "Version", "Operating System", "Architecture", "License", and "Certified".

7. Click on the **JDK msi** link to download the file.

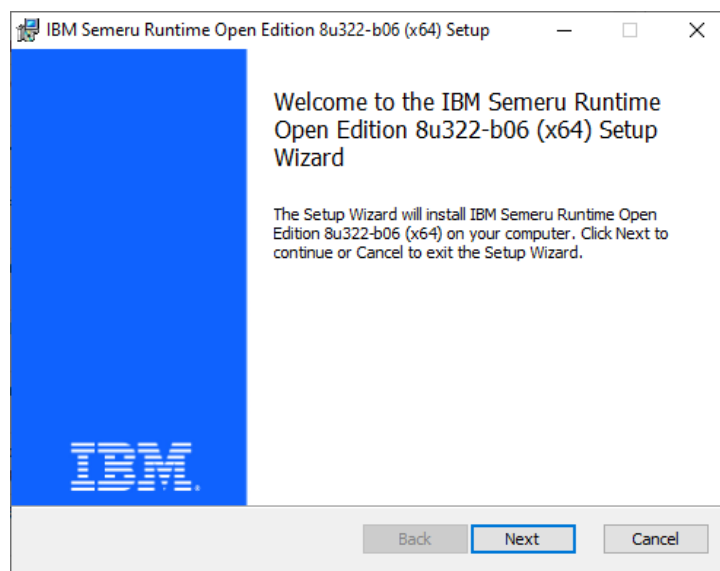
IBM Semeru Runtime Downloads

To verify these packages, download our public keys and follow the instructions on how to [verify IBM Semeru Runtimes](#).

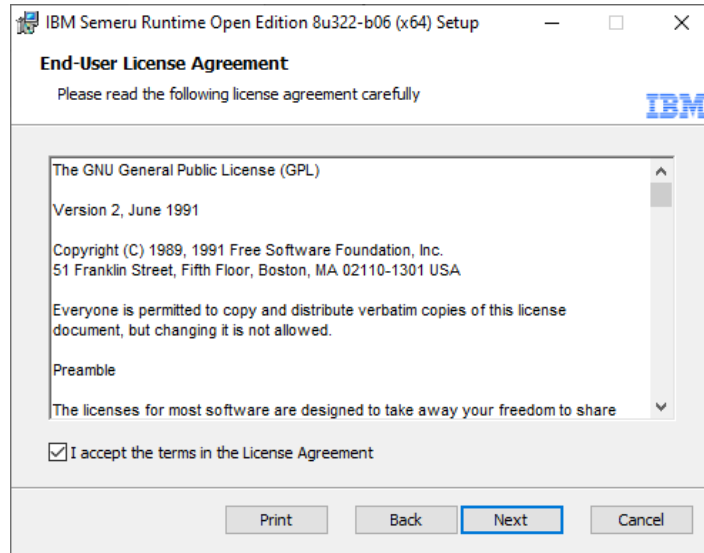
The screenshot shows the same page as above, but with the "Architecture" filter set to "x64". The table below the filters has columns: "Version", "Operating System", "Architecture", "License", "Certified", "JDK", "zip", and "msi". A red arrow points to the "msi" link for the JDK row. The "msi" link is labeled "msi" with a small icon and "SHA256" below it.

Version	Operating System	Architecture	License	Certified	JDK	zip	msi
8.0.322.0 OpenJDK 8u322-b06 OpenJ9 0.30.0 Latest	Windows	x64	GPLv2+CE	No	JDK	zip SHA256	msi SHA256
					JRE	zip SHA256	msi SHA256

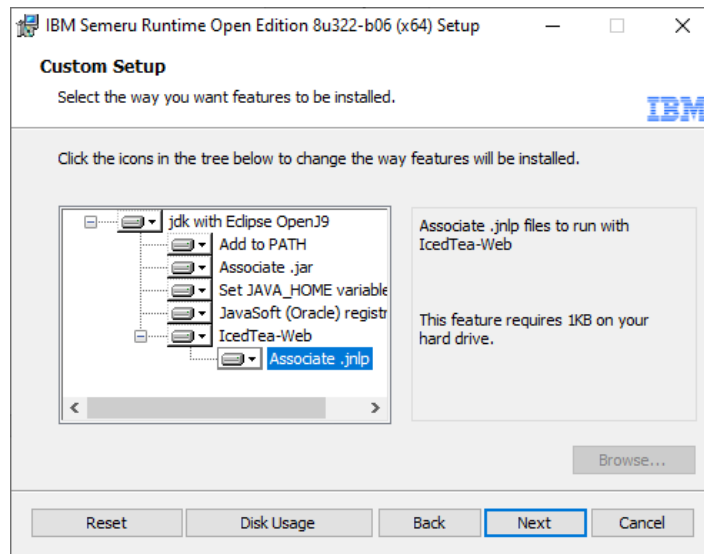
8. After the download is complete, right-click the file and select **Open**.
9. Click **Next**.



10. Check the box labeled **I accept the terms in the License Agreement.**



11. Make sure all features are selected and that there are no **red Xs** next to any options.



12. Click **Install**. Reboot your computer when installation is complete.

